

HOMES
& GARDENS



BATHROOM TRENDS 2018

In partnership with C.P. HART

Welcome

Creating a dream bathing space requires three essential components – carefully considered design, beautiful ceramics and brassware and plenty of stylish finishing touches. CP Hart has all these areas covered, which is why we've partnered with the luxury bathroom specialist to help you navigate the minefield of product, style and design options available right now. Our six case studies offer insights into everything from practical yet indulgent family bathrooms to technologically innovative spa areas and space-saving cloakrooms. Alongside these expertly devised and decorated schemes, we also showcase the latest furniture and fittings which are thoughtfully designed, work well and look great. All of them can be viewed at CP Hart's flagship Waterloo showroom in London, where a wealth of further inspiration for innovative bathrooms awaits.

Deborah

DEBORAH BARKER, EDITOR-IN-CHIEF

Editor-in-chief Deborah Barker

Executive editor Neil McLennan

Features Amelia Thorpe

Creative director Andrea Lynch

Designer Elizabeth Chung

Chief sub-editor Catriona Summerhill

Sub-editor Andrea Johnson

Editorial production manager

Nicola Tillman

Editorial production Clare Willetts

Commercial director Joanne O'Hara

Advertising manager Kate Bragazzi

C.P. HART We are delighted to have collaborated with CP Hart to create this supplement. To see all its ranges and for details of your nearest store, visit cphart.co.uk. All prices are RRP (inc VAT) and correct at time of press.

ON THE COVER Bespoke Drench Victoria shower enclosure; Fyne freestanding bath, from £3,954; Elizabethan floor tiles, £118 sq m, all CP Hart. Tara freestanding mixer, £3,713.28, Dornbracht at CP Hart. Orangery wallpaper, £75 a roll, Osborne & Little.



CONTENTS

NEWS

5 The best new bathroom ceramics, brassware, surfaces, furniture, lighting and accessories.

DESIGN THE PERFECT SPACE

10 Our essential guide to creating the bathroom of your dreams.

FAMILY BATHROOM

14 PATTERN PLAY

Decorative elements bring a colourful edge to a classic scheme.

16 IN FINE FORM

For elegance and simplicity, all it takes is one statement bath.

20 SHOPPING

Stylish and practical baths, basins, surfaces, showering and storage for the household's principal bathing space.

SPA BATHROOM

22 SUITE SUCCESS

Designer fittings and distinctive surfaces create the ultimate luxury retreat.

24 FULL STEAM AHEAD

A monochrome palette and indulgent shower redefine hotel chic.

26 SHOPPING

Flotation tubs, rainfall showers and pampering extras for blissful bathing.

SMALL-SPACE BATHROOM

30 MAKING A SPLASH

The smallest room in the house can also be the most striking.

32 CALM & BRIGHT

Clever storage tricks transform a simple shower space into a tranquil haven.

34 SHOPPING

Mirrors, cabinets, lighting and consoles designed for small-scale living.

LATEST LOOKS

Everything from furniture and taps to towels and accessories to lift or totally transform your scheme in style



LIGHT TOUCH

The tapered arm of the Leila wall light comes in a choice of 15 finishes, ideal if you want to match your brassware. It is shown here in Aged Brass, £675, with Pebble empire shade, £70.80, Balineum, balineum.co.uk.

HARD LINE

Designed by Danish architects Norm for Italian company Ex.t, ex-t.com, Frame is a modular system of bathroom consoles and furniture featuring minimalist black steel frames, including this basin console with drawer and shelf, from £4,227.26.



FINE LOOK

The Alice round mirror, £85, Cox & Cox, coxandcox.co.uk, has an elegantly carved floral frame for a feminine touch.



FACTORY FINISH

The Black Hammercoat finish accentuates the industrial styling of this Soho wall-mounted soap dispenser, £185.45, Jee-O, jee-o.com.

PURE INDULGENCE

Enjoy a deep, luxurious soak in the Fyne freestanding bath in matt white from £3,954, CP Hart, cphart.co.uk, a strong modern design made of super-smooth Corro composite limestone and marble material.



TO THE LETTER

The oblique "cut" through the lines of this brushed copper basin mixer creates a K shape, hence its name: Rettangolo K, from £708, Gessi, gessi.com.

BATHROOM NEWS



HOT STUFF

Eye-catching and chic, this gently contoured composite stone bath is aptly named Cup of Tea, £9,665, Acquadesign, aquamass.com.

GOLDEN AGE

The matt rose gold finish of this superbly designed MGS steel basin mixer, from £734.40, CP Hart, cphart.co.uk, is achieved through a PVD (physical vapour deposition) process that creates a resilient and beautiful result.



EXPERT INSIGHT

TAP TIPS

Doug Hart is the owner of specialist brassware company Grange Design, which manufactures some ranges that are exclusive to CP Hart.



What are the golden rules for buying a bathroom tap?

Check that it is compatible with the water pressure in your home to ensure a reasonable flow rate, and that the design

fits your basin or bath. Basins generally come with pre-drilled holes to suit monobloc mixers (one hole), traditional pillar hot and cold taps (two holes), or a spout and two controls (three holes). Many freestanding baths do not include holes, so they require floor-standing or wall-mounted tap designs.

How can you ensure the quality is good?

Buy from a supplier with a well-established reputation. Cheaper taps are usually made from lower quality materials with less durable internal components. Solid brass taps are very resistant to corrosion, which is why brass has long been the material of choice (hence the name "brassware"). A traditional brass tap has an electroplated finish, typically chrome. The more coating is applied, the better quality the plating. Stainless steel tends to be more expensive because the metal is harder to work with, but the taps are scratch resistant and durable.

We are seeing lots of new brassware finishes – can you tell us about these?

The days of "everything chrome" are gone. New finishes, such as rose gold, matt black, brushed nickel, antique gold, copper and weathered bronze, add interest and individuality to a room design. Brass taps can be electroplated with a different finish, while stainless steel taps can be coloured using a method called PVD (physical vapour deposition), which is robust, because it colours rather than coats the material. It is a process that can be applied to other materials if suitable.

How do you look after a tap, especially one with a new finish?

A simple wipe down after use with a soft cloth, warm water and washing-up liquid is best. Avoid using abrasive cleaners and do not allow limescale to build up; if you live in a hard water area, consider investing in a water softener to help keep limescale at bay. A good-quality tap should last at least 10 years.

SPACE CRAFT

For a flexible furniture solution, consider Mutevole Contemporaneo furniture in Oak Contemporary with solid surface basins, £2,298.55 each; Open cabinets in metal, from £502.90 each; and blackboard and mirror set, £643.64 each, Karol, karol.it.



BACK TO BLACK

The timeless Tara wall-mounted basin mixer is launched in a new matt black finish, £873, Dornbracht, dornbracht.com.

WASH DAY

The Vipp laundry bin, £359, vipp.com, has a machine-washable inner liner with two sections to make sorting clothes simple and wheels for easy manoeuvring.





SCREEN STAR

Two fixed side panels minimise splashing outside the showering zone in the sleek design of this Twin Entrance wet room panel with returns, from £1,014, Matki, matki.co.uk.



DECO STYLE

Inspired by the Great Gatsby era, the Swing porcelain tile collection will bring an air of glamour to your scheme. Shown is Geometria in Sterling Silver on Matt White, 60cm sq, £144sq m, Petracer's, petracer.it.

SMOOTH OPERATORS

The Stone accessory collection is made from a matt white mineral composite and matt stainless steel. Pots, £108 each; soap dish, £124.36; toilet brush set, £135.27; soap dispenser, £104.73. Decor Walther, decor-walther.com.



DARK BEAUTY

With its smart silhouette, deep tone and ease of use, the Dornbracht Fil single lever mixer in Black, £466.18, CP Hart, cphart.co.uk, brings a chic note to any basin.



FRESH TONES

Add some spring colour to your bathroom with Marina towels, from £14 for a hand towel, by textile artist Margo Selby, margoselby.com.



WELL COMPOSED

Create a striking contrast with Trace furniture in Willow Grey and Nero finishes, teamed with a console made of durable Fenix NTM nanotech material, from £1,494; Cielo Shui Comfort basin, £416.64; and Dornbracht Fil wall-mounted matt black basin mixer, £468.18, all CP Hart, cphart.co.uk.



DESIGN THE PERFECT SPACE

There's a lot to think about when planning your new bathroom. Our simple guide will set you on the right path to achieving a practical, comfortable and stylish design to suit your needs

A new bathroom is an opportunity to make the most of your space, whether you want an ultra-practical family design, a spa-like retreat or a luxurious en suite. And, with so many inspiring features and fittings to choose from, you can make it an expression of your style. Yet, alongside the kitchen, the bathroom probably requires more careful planning than any other room in the house. With this in mind, our expert guide offers the ideal starting point to help you create the bathroom of your dreams.

1 THINK CAREFULLY ABOUT YOUR SPACE. advises Rebecca Hitchman, senior designer at CP Hart. "Do you want a place to relax in luxury or an in-and-out room for a quick refreshing shower? Do you have young children, meaning splash-proof surfaces and durable fittings are essential, or are you planning a glamorous en suite?" Consider the features you would like, such as a freestanding bath, walk-in shower, double basins, steam room or whirlpool tub. Ensuring the right amount of storage for your towels and toiletries will also help create a calm and clutter-free space.

2 DO YOUR RESEARCH. VISIT BATHROOM SHOWROOMS TO SEE AND TOUCH FITTINGS AND TO GET A SENSE OF THE STYLES YOU LIKE. TAKE OFF YOUR SHOES AND TRY OUT THE BATHS FOR COMFORT, ASK TO SEE WORKING SHOWERS TO TEST SPRAY PATTERNS AND FLOW RATES, AND OPEN FURNITURE DRAWERS AND SHOWER DOORS TO SEE IF THEY FEEL EASY TO USE.

3 CHOOSE YOUR DESIGNER. "A good bathroom designer should be able to inspire you with exciting ideas and impressive features, and help you select products that suit your budget," says Rebecca. A mood board of pictures and a sketch of your room with accurate dimensions make a good start for discussing the layout with a sales consultant or designer. As much of the housing in the UK dates from Victorian times, bathrooms are often small, and an experienced designer can help you maximise your space. CAD drawings should allow you to visualise your room, and many designers also offer guideline drawings to be given to your installer.

4 SEEK ADVICE ON THE TECHNICAL DETAILS. Bathroom designers can also help with plumbing considerations. It can be difficult to reposition a WC, for example, while some showers and taps are suitable only for high pressure water systems. How you will heat the room is also crucial, so it is well worth enlisting the help of experts as early in the project as possible.

5 CONSIDER THE LIGHTING SCHEME. A combination of task lighting for the shower and vanity areas with ambient lighting around the bath and set in wall niches is often a good option, ideally installed on different circuits to allow for a variety of moods. All electrical fittings need to have the correct IP (ingress protection) rating, according to their proximity to water. For the finishing touches, don't forget the mirrors, towels and accessories to bring your bathroom scheme together.

THE JOURNEY TO A BEAUTIFUL BATHROOM

Established more than 80 years ago, CP Hart has long been the go-to specialist for bathrooms. Visit any one of its 14 showrooms to be inspired by a wide range of innovative, top-quality products – many of which are exclusive – and see why this retailer is the destination of choice for stylish design

The journey begins

CP Hart's buyers use their years of experience to source the most beautiful new designs made from premium materials. See for yourself at the stunning flagship destination in Waterloo or at any one of its inspiring showrooms.

Design inspiration

CP Hart's designers can help you create your perfect sanctuary, whether you want a classic or contemporary look.

Special delivery

Your bathroom products will be delivered with the utmost care by CP Hart. And if you or your installer have any queries, there's a knowledgeable technical team ready to help.

Quality control

Always striving to provide a superb service, CP Hart works closely with its manufacturers to ensure the high quality of its products, from the moment they leave the factory to their arrival at the warehouse and delivery to their final destination – your home.

A helping hand

In each showroom, experienced sales consultants will give guidance on selecting the best products for your bathroom. Assistance is also available via the call centre, website and online chat service.



For more information, please call
020 7902 5250 or visit cphart.co.uk.

C.P. HART

FAMILY BATHROOM

PATTERN PLAY

Decorative floor tiles and clever use of colour combine to bring a contemporary edge to this classic scheme

INSIDE STORY

PROPERTY Georgian listed three-bedroom terraced house in Kennington, south London.

PROJECT To transform a bedroom into a spacious family bathroom.

BATHROOM SIZE 3.3x2.9m.

DESIGNER Robert Maxwell, Maxwell & Company, 020 3457 5864, maxwellandcompany.co.uk.

The owners of this Georgian property chose to convert a bedroom into a family bathroom as part of a top-to-bottom house renovation. “My brief was to create a design that would sit comfortably in a period setting, but with a contemporary feel and a flavour of their favourite Soho House hotels,” says Robert Maxwell.

LAYOUT

The property’s listed status meant no structural alterations were permitted, and the local planning authority required the reinstatement of the fireplace, which had been removed many years earlier. “Luckily, we found a salvaged Georgian fireplace that fits the space perfectly, and it was a natural step to set an elegant roll top bath in front of it, as the main feature of the room,” says Robert. The shower enclosure and WC were then slotted neatly into the alcoves beside the chimney breast, maximising the floor space in the centre of the room.

SURFACES

“We chose the patterned cement floor tiles as a homage to the encaustic tiles that might once have been in this house,” says Robert. The handmade tiles feature seven specially selected colours, designed to echo those of the wall tiles, with touches

“WE CHOSE THE PATTERNED CEMENT FLOOR TILES AS A HOMAGE TO THE ENCAUSTIC TILES THAT MIGHT ONCE HAVE BEEN IN THE HOUSE.”

of grey and warm neutrals. The peacock-coloured subway tiles have a crackle-glazed finish to contrast with the matt floor, while crisp black dado and skirting tiles add definition.

FITTINGS

The bath has been painted in a graphite hue, specially mixed to match the floor tiles. “The depth of colour adds interest and enhances the role of the bath as a focal point,” says Robert. The long shower area is designed to be proportional to the alcove and to make the best use of the width of the room. “We trimmed the shower tray in black tiles to avoid a block of white and to echo the dado and skirting.” A porcelain console basin adds a traditional touch, as does the classic WC, though the cistern is concealed in the wall for a neat, modern look.

LIGHTING AND ACCESSORIES

Simple downlights in the ceiling and alcoves illuminate the space and its key features. “The owners plan to place an armchair in the space by the window, to relax while the bath is running or to dress for the day,” Robert says.



OPPOSITE PAGE The cast iron roll top bath came with a primed exterior, ready for painting on site. The colours of the cement floor tiles were chosen to tone with the tiles on the walls.

ABOVE The 1,400mm long shower fits into the alcove beside the original chimney breast, maximising the available space. Full height tiles are broken up by a strip of black – a smart detail that is echoed in the dado and skirting.

WHERE TO BUY

FITTINGS Winchester bath, £1,616.40; Winchester claw feet floor legs, £238.80; Duravit P3 shower tray, £670.80; SSI shower enclosure, subject to survey; Hansgrohe Raindance S Air 300 overhead shower, £503; Waterloo valve, £888; Arc Shut off/diverter, £160.83; Arc elbow, £144; Waterloo hand shower and hose, £209.66; Waterloo bracket, £146.40; Arc bath shower mixer, £1,178.40; Arc basin mixer, £504; similar basin, London console and leg set, £484.40;

London WC, £803.60; cistern handle, £28.80, all CP Hart, cphart.co.uk. Three column 745mm iron radiator, £187, [Castrads, castrads.com](http://Castrads.com). **SURFACES** Custom-made cement floor tiles, £108sq m, Mosaic Del Sur, cement-tiles.com. Crackle Glaze Peacock Subway wall tiles, £45.33sq m, Tons of Tiles, tonsoftiles.co.uk. Domino Black Gloss skirting tiles, £9.95 each; dado tiles, £3.95 each, all Fired Earth, firedearth.com. Walls in Ash White, £30 for 2.5L, Dulux, dulux.co.uk.



FAMILY BATHROOM

IN FINE FORM

A feature bath creates a beautiful focal point in this elegantly simple room

INSIDE STORY

PROPERTY An Edwardian semi-detached four-bedroom house in Altrincham, greater Manchester.

PROJECT A bedroom has been converted into a luxurious master bathroom.

BATHROOM SIZE 3x2.5m.

DESIGNER Homeowner, Carole Haralambous.

ABOVE The large, sculptural freestanding bath makes a striking statement in the scheme.

OPPOSITE PAGE, TOP LEFT The cistern and support frame for the wall hung WC are neatly concealed behind the wall panelling.

OPPOSITE PAGE, TOP RIGHT A slender shelf along the top of the half-height panelling is the perfect place for displaying decorative pieces.

RIGHT As part of a year-long whole house renovation, a former bedroom was converted into a master en suite.

After inheriting the house she grew up in, Carole Haralambous, who runs a design and branding agency with husband Nik, decided to convert her brother's former bedroom into a luxurious master en suite. "Nik uses a separate shower room, so this was my chance to create a spacious bathroom – it has long been my dream to have a beautiful bath and somewhere to relax," she says.

LAYOUT

"I had designed bathrooms in our previous homes, but here I had a larger space to play with," says Carole. Given the importance of the bath to the success of the scheme, she chose a large, elegant freestanding design and positioned it as a focal point in the centre of the space. An additional window was created, at one end of the tub, to introduce more natural light and to provide a restful view. "I wanted to be able to lie in the bath and see the sunset and the way the light

moves through the branches of the red maple tree in the garden," says Carole. Tucked to one side of the entrance door is the washstand, and on the opposite wall, the WC.

FURNITURE

"I saw a picture of some minimalist benches with trestle-style supports, designed by the architect John Pawson, and they inspired me to sketch up this simple washstand," says Carole. She asked a local joiner to make it in oak, finished with a lime wash.

SURFACES

Marble tiles were chosen for their classic beauty. "I love their natural look and the delicate gold veins," says Carole. The bath mixer is mounted on a plinth, clad in the same marble tiles. "It's more stable than a floor-standing mixer, plus there's a surface for soap or a glass of wine. Half-height wall panelling, painted off-white, introduces gentle warmth and character, and disguises uneven surfaces

PHOTOGRAPHS PAUL CRAIG



"I SAW A PICTURE OF SOME MINIMALIST BENCHES WITH TRESTLE-STYLE SUPPORTS, DESIGNED BY THE ARCHITECT JOHN PAWSON, AND THEY INSPIRED ME TO SKETCH UP THIS SIMPLE WASHSTAND."

behind, while window frames and sills painted in off-black add definition to the space.

FITTINGS

"I love the design of the bath, especially its pebble-like, rounded shape and matt finish," says Carole. It is made of a composite stone that is designed to be long lasting, repairable if scratched and super smooth. Contrasting with the white bath, basin and WC, the natural brass taps add touches of warmth. "The real reason I chose brass? Because I love the smell of Brasso – polishing the taps takes me back to my childhood, when I used to clean my father's horse brasses," she says.

LIGHTING AND ACCESSORIES

Spots in the ceiling provide practical lighting, and Carole likes candlelight in the evening. An understated group of pretty wall mirrors adds a decorative finishing touch. "Nothing too much – just a few things to enhance the feminine feel of the room," she says.



WHERE TO BUY

FURNITURE Bespoke washstand, made by a local joiner.

FITTINGS Coniston matt white freestanding bath, £4,020; Duravit Vero basin with double ledge, £439; Vola HV1 single lever basin mixer in Natural Brass, £572; Vola 2111CM one-handle build in bath mixer in Natural Brass, £1,037; Duravit Starck 2 wall mounted WC, £420; all CP Hart, cphart.co.uk.

SURFACES Honed marble tiles, 610x305mm, £59.98sq m, Mandarin Stone, mandarinstone.com. Bespoke panelling, made by a local joiner; painted in Lime White; Farrow & Ball, farrow-ball.com. Walls and ceiling in Pure Brilliant White emulsion, £12 for 2.5L, Dulux, dulux.co.uk.

ACCESSORIES Vitra Butterfly Palisander stool, £650, The Home, thehomeonline.co.uk. For similar mirrors, try Nkuku, nkuku.com.

SHOPPING

FAMILY ESSENTIALS

Our pick of products to bring busy spaces beautifully up to date



A STEP UP

The Stone towel ladder with three handy shelves, £762.55, Decor Walther, decor-walther.com, has a clean, modern look that's stylish and practical.

GREAT SHAPE

This elegant Amsterdam bath, £5,394, with gentle curves for a comfortable soak, is shown with the Soho bath shower mixer, £2,059.63, both Jee-O, jee-o.com.



SOFT TOUCH

Featuring a luxuriously silky PowderRain spray, the Axor 350 1 jet plate overhead shower, £2,581, Hansgrohe, hansgrohe.co.uk, is shown here with the Axor thermostatic module Select, from £1,548, to switch between jet types and showerheads.



SILK CUT

Feel instantly glamorous in this floral Queenie Geene kimono robe, £740, Olivia von Halle, oliviavonhalle.com.



EXOTIC MIX

A heady blend of jasmine, ylang ylang and sandalwood gives the Cire Trudon Madurai candle, £78, Selfridges, selfridges.com, a rich, evocative scent.

SLIM FIT

The slender design of the Zion wall-mounted shower head, £179, Crosswater, crosswater.co.uk, makes it ideal for narrow enclosures.



TAKE TWO

With clean, sharp lines, the Premium 150 double basin, £1,694, with chrome towel rails, £320, Catalano, catalano.co.uk, is suitable for wall-hung, sit-on or basin unit installation.



GOOD GRIP

The Focus shower tray, £636, Acquabella, acquabella.com, is made from a highly resistant composite material and has a specially textured non-slip surface that's designed to look and feel like concrete.



BEAUTY IN UTILITY

Perfect for an industrial look are the Drench Frahm shower screen, from £1,666.80, and New York Wall Street tiles, 20x10cm, £75.60sq m, with MGS Black fittings including swivel shower head, £745.20, and pencil hand shower and hose, £399.60, all CP Hart, cphart.co.uk.



ROCK SOLID

Bold and dramatic, Invictus Amber polished porcelain wall tiles, 59x119cm £150sq m, CP Hart, cphart.co.uk, offer the magnificent look of natural stone with the durability of a manmade material.

EXPERT INSIGHT

Award-winning Danish designer Cecilie Manz tells us about her new Luv collection for Duravit



How did you begin the Luv collection?

When I receive a brief from a manufacturer, it means a lot of thinking, reading, research and sketching, always with a very clear sense of functionality. Function is essential; if I can't articulate a good reason for a new product, it's better not to create it in the first place.

When I was drawing up my designs for the collection of basins, baths and bathroom furniture, the image I had from the start was a simple bowl filled with water on a table. That image stayed with me throughout the design process.

Were there any other inspirations? I had a rounded pebble in mind. It has to do with the texture of a pebble, a sense of "I feel like putting this one in my pocket". I added that curve to the pieces. I also wanted to try something new in bathroom ceramics, by putting a matt glaze on the outside of the basins and gloss inside. The textures and shape are very nice to touch.

The Luv collection has been described as representing Nordic purism. Do you agree? Definitely. I believe that our roots are in our blood and our culture defines us. People in the north tend towards austerity and this is reflected in classic Danish design. I try to limit my products to the essentials. Minimal design looks simple, but it actually represents a lot of work. You have to think about all the things you need to exclude, closing doors all the way down the path, and what is left has to be perfect. Here in the Nordic countries, we see the horizon and the subtle colours of the landscape, and this is reflected in Luv.



Luv vanity unit in Light Blue with white quartz top and Luv wash bowl, available in a variety of finishes from £1,837.20, Duravit, duravit.co.uk.

EXPERT INSIGHT

CP Hart senior designer Rebecca Hitchman shares her tips on the latest surfaces and finishes



Do you have a preferred bathroom surface? Marble is beautiful and I love Carrara for its striking grey veins. But marble is porous and needs care, which is why marble-effect porcelain tiles have become popular. They're robust and easy to clean and look very realistic.

Are there any brassware trends? The industrial vintage look is big; it is all about

contrasting materials. We're seeing the black metal lines of Crittall-style shower screens with taps in brushed steel, weathered bronze, matt black or brushed gold finishes. It's quite a departure from polished chrome.

What about wallpaper and fabric? Mixed materials have been a trend for some time, but the latest bathroom wallpapers, in vinyl or with water-resistant finishes, take the idea up a notch. They add personality and depth, softening the look and ensuring that the room feels anything but clinical.

How is colour being used? We're seeing more colour, particularly in furniture, and schemes combining wood, metal and glass. Wood adds warmth and a splash of

colour or unexpected contrast, even on just one drawer, which can transform a room. Matt baths and basins introduce a subtly different look from gloss. Choose a tap in one finish and frame the shower screen in another – no longer does everything need to match.



The BetteLux Oval Couture freestanding bath, from £9,715. Bette, bette.co.uk, is covered in a water-resistant fabric, adding comfort and tactility to the bathroom.



SPA BATHROOM

SUITE SUCCESS

Designer fittings take luxury to another level in this extravagant scheme

INSIDE STORY

PROPERTY A six-bedroom house, built in the 18th century, in Lancashire.

PROJECT A total redesign of the master en suite.

BATHROOM SIZE 4.5x3.5m.

DESIGNER Emma Scott, CP Hart Manchester, 0161 214 7200, cphart.co.uk.

Creating a spacious, spa-like feel was the key to Emma Scott's design. "The owners wanted a luxurious retreat where they could relax and unwind, with a powerful shower and a beautiful bath," she says. The new space was also to be light and contemporary, in contrast to the heavy feel and dated look of the previous scheme.

LAYOUT

As this project was part of the overhaul of the entire master suite, it was possible to steal some space from the dressing area by removing a hefty built-in wardrobe, adding about 2m to the bathroom's length. "This created room for a centrepiece bath, with a

large double-entry walk-in shower beyond," explains Emma. The basin vanity unit is positioned in view of the entrance, with the WC hidden behind the door opposite.

FURNITURE

The large, low Bania bath, designed by Luca Bojola for Italian supplier Karol, was chosen for its comfort and glamorous elegance. Its generous surround provides plenty of space for soaps, bath oils and scented candles, and the centre-front drop-down panel offers convenient concealed storage. The basin vanity unit is from another Italian brand, Artelinea, and also features sculptural feet and a touch of baroque-inspired styling.

PHOTOGRAPHS PAUL CRAIG

SURFACES

"The scheme is simple white and pale grey, but a variety of materials add subtle interest," says Emma. The marble-effect floor tiles offer classic spa luxury, but with the durability and water resistance of porcelain. The plain wall tiles introduce soft contrast, while the striking décor tiles in the shower area draw the eye to the back of the room, enhancing the spacious feel. "These tiles come with fully patterned and half-patterned finishes, so it's possible to create a beautiful fading effect."

FITTINGS

A glass panel screens a large walk-in shower, which has a powerful Hansgrohe Rainmaker



"STRIKING DÉCOR TILES IN THE SHOWER DRAW THE EYE TO THE BACK WALL, ENHANCING THE SENSE OF SPACE."

OPPOSITE PAGE The imposing bath, in front of the shower, is the centrepiece of the room. **LEFT** The glass topped vanity unit incorporates drawers and curved side cabinets. **BELOW LEFT** Wall niches are tiled in the same geometric design as the shower wall. **BELOW** A clever bath panel opens to provide storage.



shower head. A step conceals the wet floor system and neatly zones this area, which can be accessed from both sides. The Gessi chrome brassware was chosen for its elegance.

LIGHTING AND ACCESSORIES

The wall lights, designed by Jaime Hayon, add further contemporary style and soft light to supplement the practical downlights in the ceiling. There are LEDs in the step to the shower, which give the platform a floating effect, and in the niches built into the wall that conceals the cistern for the WC. The radiator has a polished quilt effect – another example of the way that subtle details lift the white and grey finish of this scheme.

WHERE TO BUY

FURNITURE Artelinea Incanto basin and vanity unit, £8,571; mirror, £1,588; **FITTINGS** Karol Bania bath, £18,720; Gessi Mimi floorstanding bath shower mixer, £2,262; three-piece basin mixer, £818.40; handshower set, £484; valves, £1,124; Hansgrohe Rainmaker 460 1 jet shower head, £1,540; Matki AST 1500 screen, £990; CCL wet floor kit, £1,735; Giro wall hung WC, £552; Bisque Pera towel rails, £532 each; Vogue Quilt radiator, £1,700; **SURFACES** Petracer's Sartoria Geometria wall tiles, £252 per tile; Sartoria Inconato plain wall tiles, £429sq m; Jewels Calacatta Reale Natural floor tiles, £99sq m; **ACCESSORIES** Bisazza Organico wall lights, £732 each, all CP Hart, cphart.co.uk.

SPA BATHROOM

FULL STEAM AHEAD

Chic marble and a smart monochrome palette mix in this shower design, bringing a new dimension of modern luxury to a London hotel

INSIDE STORY

PROPERTY New build nine-storey hotel in Shoreditch, east London.

PROJECT A steam shower room.

BATHROOM SIZE 3.5x2m.

DESIGNER Chris Michero, Duncan Miller Ullmann, designdmu.com.

Located in the heart of Shoreditch, The Curtain hotel features a rooftop pool, soul food restaurant, live music venue and late-night den. But that's not all that makes this "urban resort" stand out – each one of its 120 guest rooms features a wellness steam shower, a first for a London hotel. Chris Michero, lead designer for the project, says, "We wanted to give guests something unexpected and to provide a level of luxury that would be memorable."

LAYOUT

The sit-in steam shower enclosure is the primary focus of the space, with a glamorous basin vanity area alongside. The WC is opposite the vanity and screened with a wall panel for privacy. The steam generator is concealed in the ceiling above the WC, with pipes connecting to the diffuser in the enclosure.

"THE COMBINATION OF ELEGANT MARBLE AND BLACK AND WHITE MOSAICS IS TIMELESS."

FURNITURE

"We wanted the classic black and white colour story," says Chris. The vanity unit was custom-made to fit the niche between the door and shower enclosure. Its clean-lined design is accentuated by the contrast of the black-stained timber with the white marble wall and floor tiles.

SURFACES

"The concept was to create a chic but functional space with premium materials and finishes," says Chris. The combination of elegant marble and black and white mosaics is timeless – the mosaics have been used to create a rug effect on the floor and a striking feature in the shower. "The floor is heated underneath the tile rug, ideal for chilly London winters."

FITTINGS

An Effegibi generator delivers steam through the wall-mounted diffusers, positioned about 20cm above the floor to prevent the steam condensing. The temperature is controlled by a wall-mounted illuminated touch panel. A steam-approved door keeps the steam in and, when the steam is switched off, the enclosure becomes a showering space.

To complement the classic monochrome look, brassware is traditional in style, while the large linear basin is formed of a pure white solid surface to add a contemporary accent.

ACCESSORIES

The frame of the vanity mirror has a pitch black lacquered finish, while a demisting mirror is a practical feature in the shower enclosure. The luxury hotel finishing touch? Piles of thick, fluffy white towels and beautiful bottles of soap.



OPPOSITE The mosaic wall feature incorporates a demisting mirror in the steam shower enclosure. **ABOVE** A black shelf runs the length of the vanity area, hiding pipes behind a chic tiled panel and creating a space for toiletries. **RIGHT** The seat in the shower is clad in the same marble as the walls and floor for a sleek finish.



WHERE TO BUY

FURNITURE Bespoke vanity unit, made by a local joiner. **FITTINGS** Bespoke Glass Design solid surface basin; Waterloo three-hole wall-mounted basin mixer in chrome, £474; Effegibi Nuvola steam system including generator, diffusers and control panel, from £4,158; Waterloo thermostatic two-way diverter shower valve, £708; Arc flexible hand shower kit, £594; Crosswater central 250mm overhead shower, £159, all CP Hart, cphart.co.uk. **SURFACES** Palladio marble-effect porcelain wall tiles, £82.51sq m; The Imperial Bathroom Company Elizabethan mosaics, £118sq m; both CP Hart, cphart.co.uk. **ACCESSORIES** Similar mirror Artelinea Retro mirror, £1,304.40; Claridge wall lights, £240, all CP Hart, cphart.co.uk.


SPA ESSENTIALS

Luxurious fittings and pampering extras to create an indulgent sanctuary at home





FEET FIRST
Neve slippers in soft white cotton with embroidered detail, £49, Yves Delorme, uk.yvesdelorme.com.

DECO DECADENCE
Exuding the elegance of a bygone era, this bespoke black metal Drench Victoria shower enclosure, CP Hart, cphart.co.uk, also features textured glass and a handle that doubles as a towel rail.



COVER STORY
Palladio tiles blend the look of natural marble with the durability and scratch and stain resistance of porcelain, making them a practical and good-looking choice. Available in matt and polished finishes, from £82.51sq m, CP Hart, cphart.co.uk.

SATURATION POINT
The Gessi Private Wellness Program, gessi.com, includes a range of modular steel showers with customisable features. This Afilo ceiling-mounted design has rainfall and chromotherapy functions, from £3,099.60.



DARK STAR
The Waterloo triple control shower valve and diverter, from £768, CP Hart, cphart.co.uk, now comes in a weathered bronze finish.



COMPACT CHOICE
A great concept by Sieger Design, sieger-design.com/en, the Small Size Premium Spa (SSPS) Suite is created to deliver a luxury spa experience in just six square metres.



BATHING BLISS
The Flotation Tub, from £22,500, Toto, gb.toto.com, has a specially designed reclining shape, said to offer weightless bathing and a deeply relaxing experience. It also incorporates massage jets and a pillow with a slender spout that allows warm water to cascade down your neck and back.



ALL IN ONE
This stylish design combines the appeal of a classic rose head with the practicality of a hand-held shower, in a chic single unit. The Waterloo Shower Kit, £2,382, CP Hart, cphart.co.uk.



FOLLOW THE THREAD
Beautifully embroidered Italian linen, the Alhambra towel, £97, SEP Jordan, sepjordan.com, showcases the intricacies of Middle Eastern craftsmanship.



LONG SERVICE
The Flow wall-mounted basin mixer in brushed stainless steel, designed by Brian Sironi, £1,145, also acts as a towel rail; it's shown with the freestanding high basin, £1,629.60, Jee-O, jee-o.com.

EXPERT INSIGHT

Andreas Dornbracht, CEO of Dornbracht, tells us how spa features can enhance our health



Why is a spa-style bathroom relevant?
The bathroom is becoming increasingly important in the home as a space to relax and take care of ourselves. Water is not just for cleansing and hygiene, but also for pleasure and wellbeing – a long soak in a warm bath is well known to encourage sleep, ease tension and soothe sore muscles. Showers can also offer deep relaxation and stimulating massage by combining water treatments with light and fragrance.

Tell us about some of Dornbracht's LifeSpa showers. The Vertical Shower combines different water outlets with flow modes from heavy drops to powerful massage streams, with a WaterCurve massage jet for the neck area, and WaterFan vertical and horizontal jets for the back. The Horizontal Shower is designed to be enjoyed lying on a heated surface, with balancing, invigorating or relaxing options combining various flow modes, volumes of water and changing temperatures.

Can you suggest other water therapy ideas? Add body jets to your shower or choose a shower head with a choice of spray patterns. A foot bath can be de-stressing or invigorating, while a water hose can be used for Kneipp therapy, a form of hydrotherapy well known in Germany. Simply hose your arms with cold water for a revitalising effect, your face for toning your skin, or your legs for relaxing muscles. Done regularly, this is said to encourage blood flow and stimulate metabolism and the nervous system.



Just Rain shower with wall fixings, £3,034; WaterCurve horizontal jet, £865; WaterFan jets, £800 each; MEM hand shower, £684, all Dornbracht, dornbracht.com/en-gb.

EXPERT INSIGHT

Marco Borghetti, CEO of Effegibi, advises on the practicalities and benefits of a sauna or steam room



What is the difference between a sauna and steam room? Finnish in origin, a sauna, clad in natural timber, can reach temperatures up to 100°C, but with very low humidity. The warm, dry air and fragrance of the wood combine for a calming effect. The heat is said to improve cardiovascular health, as well as deep cleansing the skin. In a steam room (also Turkish bath or hammam), humidity reaches 100 per cent

with temperatures up to 48°C. Your body is enveloped by steam as you relax on a marble or stone bench. This helps with decongestion and eliminates impurities in the skin.

How can they be installed in the home? Many people think you need a large room, but this isn't the case. There are various solutions to suit different spaces.

For a steam room, an electricity supply and steam generator, fitted outside the cubicle, are required. It also needs a connection to the water supply and drains, which is why it makes sense to install a steam room in a bathroom. It can be fitted in a regular shower enclosure, provided it has a watertight door. The room height should not exceed 230cm, because steam and heat rise, so energy would be wasted. A sloping

or vaulted ceiling is recommended, to avoid a 'raining' effect as the steam condenses.

A sauna is easier to install because it just needs a power connection, not plumbing. Whatever you choose, buy from a reputable supplier and use a professional installer.



The BodyLove SH modular system, Effegibi, effegibi.it, allows you to combine a sauna, Turkish bath and shower as you wish.

SMALL-SPACE BATHROOM

MAKING A SPLASH

A fresh approach to this cloakroom under the stairs has resulted in a clever scheme awash with decorative flair

INSIDE STORY

PROPERTY A detached five-bedroom house in Surrey, built in the 1920s.

PROJECT A dreary cloakroom has been transformed into one full of personality.

BATHROOM SIZE 0.76x1.2m.

DESIGNER Homeowner Emma Merry.

A gradual refurbishment of their entire house, spread over a number of years, left Emma and Charles Merry with just one room left to tackle: the under-stairs cloakroom on the ground floor. “It was filled with bulky fittings and felt dated and tired,” says Emma, events manager at CP Hart.

“Charles didn’t think it was worth spending much money on a room that is used so briefly. But that was like a red rag to a bull to me and I immediately set about proving I could design a beautiful scheme on a budget. My first step was to create a mood board, which I called The Cloakroom Experience, as I wanted our guests to feel wowed.”

LAYOUT

Given the compact size of the room and the plumbing constraints, Emma left the positions of the WC and basin as they were. “I felt that there was a lot I could achieve with different finishes instead,” she says.

FURNITURE AND FITTINGS

“The whole room design started with a tap,” says Emma, who chose a brushed red gold design from Axor. “I fell in love with its unique and elegantly warm finish, and thought that it would be the hero product of the scheme, detracting from the small size of the space.” In favour of the old corner basin, a simple linear design has been set on a sleek handle-less storage cupboard, centred on the wall. “I didn’t like the way the old basin seemed to be shoved in the corner, nor the fact that the pipes were one of the first things you saw on entering the room,” says Emma. The WC was replaced with a compact wall-hung model with a concealed cistern, as a neater, less obtrusive and more modern choice.

SURFACES

Emma chose blush pink glazed tiles, fixed in a herringbone pattern, to run to half-height around the walls. To balance the pink, she chose a delicately splattered wallpaper in blue, papering the wall behind the WC over the ceiling and down the opposite wall to create a seamless and cocooning

“RATHER THAN PLAYING IT SAFE, IT’S MORE EXCITING AND INTERESTING TO HAVE A MIX OF COLOUR AND PATTERN IN A SMALL ROOM.”

effect. Patterned tiles cover the floor, picking up on the blue of the wallpaper. “Rather than playing it safe, it’s more exciting and interesting to have a mix of colour and pattern in a small room,” says Emma.

LIGHTING AND ACCESSORIES

A rose gold-framed mirror and brushed gunmetal tile trim echo the warm-toned metallic accents in the room. “There were various metal finishes on the window and door handles, light fitting and towel hook,” says Emma, “so I spray-painted them all in a champagne colour to unify the look.”



OPPOSITE PAGE The new scheme packs a punch with an imaginative use of pale pink and blues.

ABOVE A focal point of the room is Emma’s favourite Axor Citterio E tap in Brushed Red Gold.

RIGHT The Zone Compact WC has a shorter depth than a standard model, making it a good choice for a small room.



WHERE TO BUY

FURNITURE Adatto Casa Plaza cupboard unit in Graphite, £297; **FITTINGS** Axor Citterio E pillar mixer in Brushed Red Gold, £406; **Catalano** Zone rectangular hand basin, £317; **Catalano** Zone Compact WC, £732; **Viega** Visign flush plate in stainless steel, £359, all CP Hart, cphart.co.uk.

SURFACES Splatter wallpaper 213647, £51 a roll, Sanderson, stylelibrary.com. **Artisau** Gloss Pink

wall tiles, £79.20sq m; **Henley Ice** floor tiles, £44.94sq m; **Square Edge** MTL tile trim in Gun Metal, 9mmx2.5m, £20.99, all Topps Tiles, toppstiles.co.uk. **ACCESSORIES** Large Rose Gold Pebble wall mirror, £58, Oliver Bonas, oliverbonas.com. **Searchlight** Whisk 1 pendant light, £34.31, Ocean Lighting, oceanlighting.co.uk. **Metallic** spray paint in Champagne, £3.95 for 400ml, Wilko, wilko.com.

CALM & BRIGHT

Elegant fittings and clever tricks have transformed a dingy guest shower room into a haven of tranquillity



INSIDE STORY

PROPERTY Detached seven-bedroom house in Hertfordshire, built in 2007.
PROJECT A dull, small guest en-suite shower room has been completely refreshed.
BATHROOM SIZE 2.3x2.8m.
DESIGNER Rebecca Hitchman, CP Hart, 020 7902 5250, cphart.co.uk.

When Toni and Luke Newman bought their home in Hertfordshire, they set about refurbishing it in keeping with their taste. This small shower room, part of a guest suite, was bland and uninviting with a boxed-in feel. Toni had prepared a Pinterest board and collected images from magazines as reference for the classically elegant and luxurious feel she wanted to achieve, so Rebecca Hitchman had plenty of ideas to work with when she set about redesigning the space.

LAYOUT

Rebecca kept the shower and basin in their same positions, and moved the WC by 90° to position it alongside the basin for a more streamlined effect. This minimised plumbing challenges and ensured the WC would still be screened from the door by the existing shower wall. “This layout also gave us the opportunity to make a focal point of the basin vanity area as the key feature of the scheme,” Rebecca says.

FURNITURE

The Regent vanity unit is a classic piece, with clean lines and unfussy detailing boosting the sense of space in the room. Its design also echoes that of the existing coving, which is important to the overall character. Hand-painted on site in a grey-based white and finished with polished chrome knobs, the vanity features a quartz top with wide basin surround, offering plenty of set-down space for washbags and toiletries.

SURFACES

The pale colour scheme was chosen for its tranquil feel and space-enhancing qualities. “Marble always says classic beauty, so we used marble-effect tiles that offer the look of stone with the durability and ease of maintenance of porcelain,” says Rebecca. The natural finish of the floor tiles is slip resistant, while the wall tiles are polished, and the crisp white quartz countertop has a polished finish to reflect maximum light. Walls are painted mid-grey, to provide subtle contrast with the vanity and tiles. “We opted not to fully tile the room, as the painted walls create a softer, less clinical feel.”

FITTINGS

A traditional-style shower head has concealed pipework to create a modern finish. The same style of classic brassware has been used throughout the room to unify the feel. The WC is also a traditional design, although with a concealed cistern as another contemporary, space-enhancing touch.

LIGHTING AND ACCESSORIES

“Typically, a wall mirror is the same width as the vanity, but here we made it smaller to allow room for two elegant wall lights,” says Rebecca, who also incorporated an illuminated wall niche in the shower as an attractive and practical feature. Classic chrome accessories complete the timeless design.



“THIS LAYOUT GAVE US THE OPPORTUNITY TO MAKE A FOCAL POINT OF THE BASIN VANITY AREA AS THE KEY FEATURE IN THE SCHEME.”

OPPOSITE PAGE The mirror above the vanity unit is ideal for boosting the sense of space by reflecting natural light around the room.

ABOVE The wall between the shower and WC acts as a privacy panel.

WHERE TO BUY

FURNITURE Bespoke Regent vanity unit, from £1,450.80, CP Hart; cphart.co.uk.

FITTINGS Arc low spout three-piece basin mixer, £504; Hart oval underbasin, £204; Waterloo 8in shower head and arm £255; Arc dual control shower valve with diverter, £708; Matki sliding door recess, £1,557.60; London back-to-wall WC, £804; Geberit Sigma Omega 30 flush plate, £95, all CP Hart, cphart.co.uk.

SURFACES Palladio 60cm sq wall and floor tiles, £82.51sq m, CP Hart, cphart.co.uk. Blanco Zeus Extreme quartz counter top, from £400sq m, Silestone, silestone.co.uk. Walls in Hardwick White modern emulsion, £43.50 per 2.5L, Farrow & Ball, farrow-ball.com.
ACCESSORIES Bespoke Regent mirror; Astro Grosvenor swing-arm wall lights, £90 each; English Luxury extending mirror, £646.80, all CP Hart, cphart.co.uk.

SMALL SPACE ESSENTIALS

Neat, practical and perfectly formed pieces to suit compact rooms



IN THE ROUND

This Kiko mirror has a hand-forged antique zinc frame; small, £29.95; large, £46.95, Nkuku, nkuku.com.

SMART STORAGE

Just 46cm wide, the Mutevole Contemporaneo vanity unit, £1,948.36, Karol, karol.it, comes in a range of chic finishes and tones.



SET IN STONE

Carved from natural marble, this Duo washbasin, £2,329.20, Neutra Design, neutradesign.it, makes an eye-catching feature in any size of room.




MAKE A STAND

The matt black metal frame brings a modern edge to this simple DuraSquare console, £524, with basin, £367, and Cubic Line glass shelf, £179, Duravit, duravit.co.uk.



GOOD SCENTS

No. 94 Sage, Rosemary and Lavender hand and body wash, £21.50, L:A Bruket, labruket.se, combines organic essential oils for a calming fragrance and gentle cleanse.




BRONZE BEAUTY

Made from crystal, the Tekno basin in Lux Bronze costs from £669, Glass Design, glassdesign.it.



IN FULL FLOW

The compact round FIL showerhead, £200.04, Dornbracht at CP Hart, cphart.co.uk, is ideal when space is at a premium.



SOFT FOCUS

The Royal Lumos 14301 mirror cabinet, £1,526, Keuco, keuco.com, has an illuminated frame to cast an even wash of light across your face.



SLEEK CHOICE

Simple, elegant and IP-rated for bathroom use, the Hart Alba wall light costs £101.56, CP Hart, cphart.co.uk.



STRIKING FORM

This bold Zen basin unit, £431.82, measures just H11.2xW47xD28cm, Artelinea, artelinea.it.



GLAZED OVER

York tiles in Grey Ecru and Sage Thistle, £116.12sq m, CP Hart, cphart.co.uk, have a crackled finish for textural interest.

EXPERT INSIGHT

Graham Noakes of Osborne & Little on using patterned wallpaper in a small bathroom



What does pattern bring to a compact space?

It might be tempting to paint a small bathroom in a pale colour, but that can look bland. It's a wasted opportunity. Bold, all-over pattern can really bring a room alive.

Pattern is a great way to introduce a softer element. This works well with the current trend for industrial-style features, such as Crittall-style shower enclosures. A patterned wallpaper contrasts with the strong, graphic lines and together they create a warm and comfortable feel.

How do you choose a wallpaper design?

Keep the style of your home in mind. If you live in a beautiful Georgian house, try an elegant stripe or tonal damask. If you have more of a blank canvas, choose a pattern you love and have some fun. If you're nervous, ask for a large cut sample and stick it on the wall to get a feel for its scale and colour and whether you like it. You can accentuate pattern with complementary fittings, such as a tap in a beautiful finish.

Is it practical to hang wallpaper in a bathroom?

Vinyl wallpaper is suitable for bathroom use, provided the room is reasonably well ventilated. There are more specialist water-resistant papers for use directly by the bath or other wet areas.

What are the latest wallpaper trends?

We're seeing delicately drawn flowers, birds and butterflies, tropical leaves, and graphic trellis and stripes. Our latest vinyl collection, Lucenta, features a semi-plain pattern with a metallic lustre. You can also combine papers to fill a tiny space with excitement.

Lyrebird wallpaper, £70 a roll, Matthew Williamson for Osborne & Little, osborneandlittle.com. **Original freestanding bath shower mixer** in Incaloy Gold, available in a variety of finishes, from £1,026, CP Hart, cphart.co.uk.



EXPERT INSIGHT

Italian industrial designer Brian Sironi tells us about his strikingly original new brassware range



Brian Sironi heads his own studio in Milan and has won many awards for his innovative designs. Recently, he has worked with Dutch brand Jee-O, to produce a brassware series called Flow, distinguished by its smooth curves, from which water flows in a surprising way (see more on page 27).

How did your collaboration with Jee-O come about? I sent an email to Jee-O and,

the next day, received a call from Lammert Moerman, head of the company. He was so enthusiastic about my design. A week later, he flew to Milan, just for a five-hour talk. It was an amazing start to our relationship.

What was your inspiration for Flow?

Water takes on the shape of the object that contains it, and that concept was my starting point. Until the moment water flows from the tap and is free, it has the shape of the pipes through which it moves. We rarely see the pipes; they are hidden behind walls and under floors. But with Flow, we reveal the pipes, extending them into the bathroom.

The Flow series combines all my ideas about good design: pure, clean shapes and integration of different parts, without

compromising on function. I hate the word minimal, but that's what it is.

When designing for the bathroom, what do you consider?

As a designer, I deal in innovation, so I try to create new things. In the bathroom, I am focused on improving the user's experience and on ergonomics. I believe that good design can improve people's lives.

Any other projects in the pipeline? I am designing a range of accessories to complete the Flow series, and to reflect the style and ergonomics of it. I am also working as an interior designer for private residences, and developing products that will be presented at the next Salone del Mobile in Milan. *Flow series, jee-o.com.*